

# Health information systems: an introduction for health information professionals



Jean Long and Suzi Lyons



# Presentation

- Definitions
- Requirements
- Types of information systems available in Ireland
  - Population data
  - Mortality data
  - Morbidity data
- International examples





High-quality health information  
lies at the heart of all good  
decisions concerning health.

# What is health information?

National Health Information Strategy (2004)

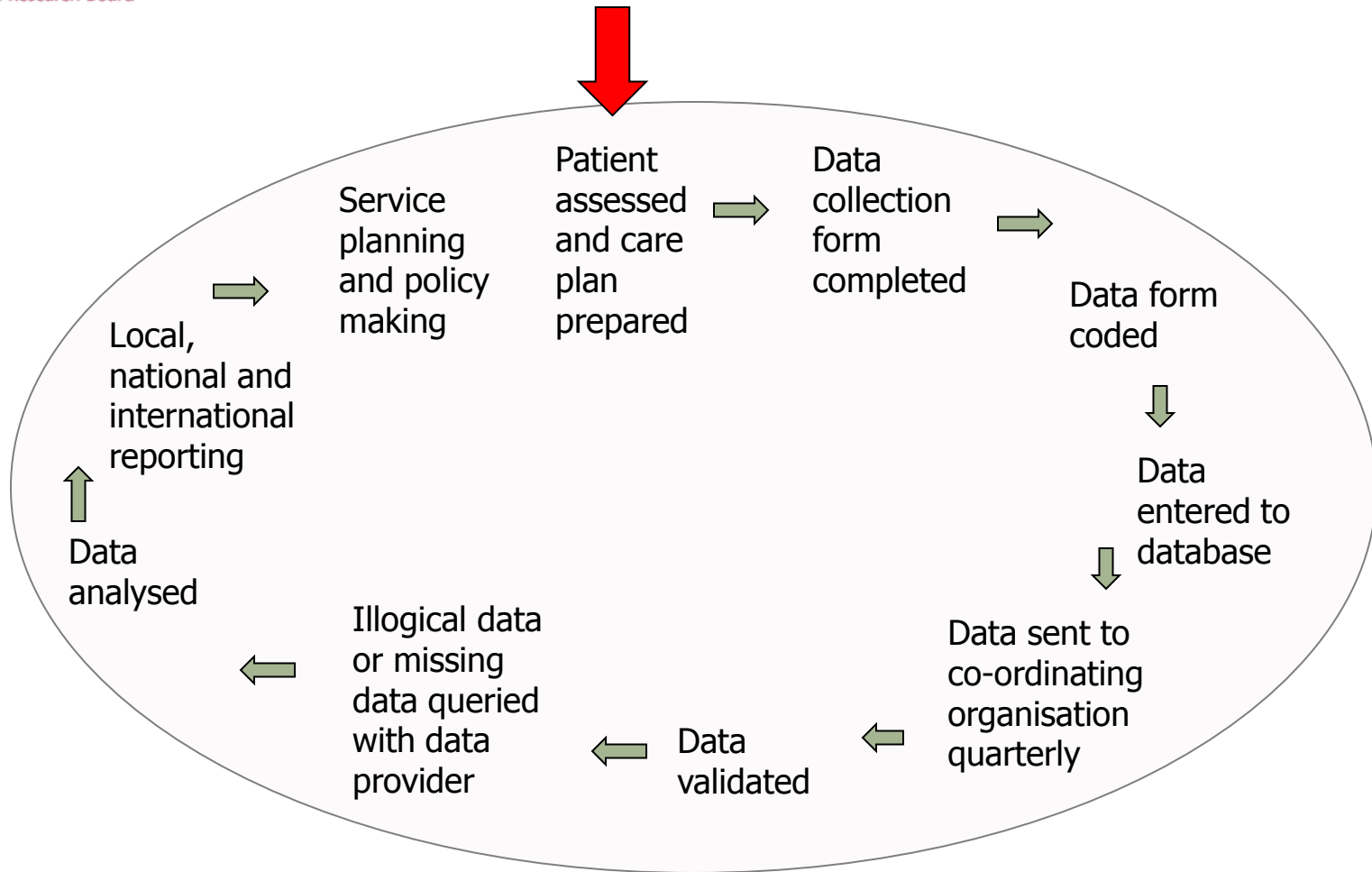
*"Any information used to help make an informed health-related decision or to inform oneself of health-related issues..."*

# What is a health information system?

*"the ongoing, systematic collection, analysis, interpretation, and dissemination of data regarding a health-related event to support decision-making in management, policy formulation and to facilitate research."*



# What is the data flow for a health information system






# What are the requirements of an information system?

- Fit-for-purpose
- Complete
- Accurate
- Flexible
- Relevant
- Timely
- Comparable



What improves the completeness and usefulness of an information system?







# Electronic health record

- is the term used to describe the amalgamation of all the useful clinical information that has been collected and stored by different people in different locations about a patient from birth to death





# Unique identifier

Assigned to an electronic or paper individual health record

Premits matching across information systems, datasets or registries

- Avoid duplication and over-estimation
- Allows accurate prevalence and incidence calculations
- Allows us to link risk factors and outcomes such as alcohol consumption and liver disease

Privacy

- Data protection





# Minimum dataset

- Set of data elements agreed for mandatory collection and reporting at a national level and at international levels
- Age, gender, post code, level of education completed, occupation, date of incident
- Case definition using international classifications
  - Agreed measures defined for cardiovalcular diseases, diabetes, congenital malformations, drug situation....





# International Classification of Disease (ICD)

- World Health Organization
- 10<sup>th</sup> Version (ICD-10)  
<http://apps.who.int/classifications/apps/icd/icd10online/>
- Alphanumeric coding scheme
  - 1 letter followed by 3 numbers
  - To 1 decimal point



## Certain infectious and parasitic diseases (A00–B99)

### Intestinal infectious diseases (A00–A09)

- A00 Cholera
- A01 Typhoid and paratyphoid fevers
- A02 Other salmonella infections
- A03 Shigellosis
  - A03.0 Shigellosis due to *Shigella dysenteriae*
    - Group A shigellosis [Shiga-Kruse dysentery]
  - A03.1 Shigellosis due to *Shigella flexneri*
    - Group B shigellosis
  - A03.2 Shigellosis due to *Shigella boydii*
    - Group C shigellosis
  - A03.3 Shigellosis due to *Shigella sonnei*
    - Group D shigellosis





# Common health-related information systems in Ireland

- Census <http://www.cso.ie/px/>
- Birth and perinatal records <http://www.cso.ie/statistics/bthsdthsmarriages.htm>  
[http://www.esri.ie/health\\_information/nprs/](http://www.esri.ie/health_information/nprs/)
- General mortality register  
<http://www.cso.ie/px/pxeirestat/database/eirestat/Births%20Deaths%20and%20Marriages/Births%20Deaths%20and%20Marriages.asp>
- Acute hospital inpatient information register [http://www.esri.ie/health\\_information/hipe/](http://www.esri.ie/health_information/hipe/)
- Register on treatment for cancer <http://www.ncri.ie/data.cgi/index.shtml>
- Register on treatment for people with mental health problems  
<http://www.hrb.ie/health-information-in-house-research/mental-health/information-systems/npirs-national-psychiatric-in-patient-reporting-system/>
- Register on treatment for problem alcohol and drug use <http://www.hrb.ie/health-information-in-house-research/alcohol-drugs/ndtrs/>
- Register on persons receiving or in need of services for disabilities  
<http://www.hrb.ie/health-information-in-house-research/disability/>



How does one access these data?









# Tables, for example, CSO vital statistics

CSO - Statistics: Births Deaths and Marriages - Windows Internet Explorer

http://www.cso.ie/statistics/bthsdthsmarriages.htm

File Edit View Favorites Tools Help

CSO - Statistics: Births Deaths and Marriages

Print Page Change size of text A A A

### Principal Statistics

#### Number of Births, Deaths and Marriages<sup>1</sup>

Year	Marriages		Births		Deaths	
	No.	Rates <sup>2</sup>	No.	Rates <sup>2</sup>	No.	Rates <sup>2</sup>
1950	16,018	5.4	63,565	21.4	37,741	12.7
1960	15,465	5.5	60,735	21.5	32,660	11.5
1970	20,778	7.1	64,382	21.9	33,686	11.4
1980	21,792	6.4	74,064	21.8	33,472	9.8
1990	17,838	5.1	53,044	15.1	31,370	9.0
1991	17,441	4.9	52,718	15.0	31,305	8.9
1992	16,636	4.7	51,089	14.4	30,931	8.7
1993	16,824	4.7	49,304	13.8	32,148	9.0
1994	16,621	4.6	48,255	13.5	30,948	8.6
1995	15,604	4.3	48,787	13.5	32,259	9.0
1996	16,174	4.5	50,655	14.0	31,723	8.7
1997	15,631	4.3	52,775	14.4	31,581	8.6
1998	16,783	4.5	53,969	14.6	31,563	8.5
1999	18,526	5.0	53,924	14.4	32,608	8.7
2000	19,168	5.1	54,789	14.5	31,391	8.3
2001	19,246	5.0	57,854	15.0	30,212	7.9
2002	20,556	5.2	60,503	15.5	29,683	7.6
2003	20,302	5.1	61,529	15.5	29,074	7.3
2004	20,619	5.1	61,972	15.3	28,665	7.1
2005	21,355	5.2	61,372	14.8	28,260	6.8
2006	21,841	5.2	64,237	15.2	27,479	6.5
2007	22,544	5.2	70,620	16.3	28,050	6.5

<sup>1</sup> Data for marriages are by year of Registration. 1997-2001 & 2003-2004 and 2006 data are provisional. Births and deaths data up to and including 2005 are year of occurrence, 2006 and 2007 births and eaths data are by year of registration.

<sup>2</sup> Rates per 1,000 of the estimated population.

© CSO | Freedom of Information | Sitemap | Accessibility | Privacy Statement

Central Statistics Office, Skehard Road, Cork, Ireland.  
 Tel: 353-21-4535000 | Fax: 353-21-4535555 | LoCall: 1890 313 414 | e-mail: webmaster@cso.ie  
**Contact Census:** LoCall 1890 236 787 | e-mail: census@cso.ie

Start Vodafone 3G Broadband ... Microsoft PowerPoint - [...] CSO - Statistics: Birth... Google Advanced Search... Search Desktop 23:02



# Specific requests

## **Service providers**

Analysis of the data collected is provided, on request, to treatment providers, managers and taskforce co-ordinators who participate in the NDTRS.

## **Researchers**

For researchers and all others requesting tabular data, the following information must be included in their request:

The research question(s)

The method of analysis

The exact data and data format required

The composition of the research team including the principal investigator

The expected outcomes of the research (including the dissemination process)

If the request is considered valid and there is no doubt concerning violation of client confidentiality, the data will be released on the understanding that the data are used only for the purpose stated in the written request.

For access to data please contact:

[Suzi Lyons](#)





# Interactive tables





# Instructions and explanatory notes

CSO - Census: Beyond 20/20: Concepts - Windows Internet Explorer

http://www.cso.ie/census/bey\_20\_20\_concepts.htm

File Edit View Favorites Tools Help

CSO - Census: Beyond 20/20: Concepts

About Us | News | Links | Contact Us | Gaeilge

Central Statistics Office Ireland

Google™ Custom Search Search

Home Statistics Database Direct Releases and Publications **Census** Surveys and Methodology Students Corner

You are here: > Home / Census / Census Results / Interactive Tables / How to use Beyond 20/20 / Beyond 20/20 Concepts

Census

Statistics Please select a theme Go

> Census Home > Contact Census

Beyond 20/20 Concepts Print Page Change size of text A A A

A *table* is an integrated presentation of multi-dimensional data and descriptive text prepared with the Beyond 20/20 Builder. Tables are composed of descriptive components, dimension field information and data values. When a table is opened, the Browser presents the data in a table view.

A *dimension* describes an attribute of the table data, e.g. Population, Industrial group or Year. See *fig1* below.

An *item* is an element of a dimension, e.g. Male is an item of the population dimension.

A *label* is a title or display heading of an item. An item can have more than one label although you can see only one label at a time, e.g. Carlow is a label for the county code "01".

Reports Number unemployed (excl. 15)

Actions

Population	Year	Industrial Group
	1991	

- [HIPE](#)
- [NPRS](#)
- [HIPE & NPRS Reports](#)
- [Journal Articles](#)
- [Software Development](#)
- [Find it fast](#)
- [Latest news](#)
- [Useful Links](#)
- [Contacts](#)

## Terms & Conditions of use of Hospital In-Patient Enquiry (HIPE) Data

By downloading data, you agree to the terms of use as set out below. Any of the data published here may be freely used, but remains the property of the HIPE Unit, Health Research & Information Division, ESRI. To safeguard the integrity and confidentiality of the data, all users must agree to the following conditions:

- HIPE Data are not to be presented in either written or oral form that could directly or indirectly identify an individual patient, doctor or health care institution.
- HIPE Data should not be used to identify patients or to contact patients for the purposes of research or other purposes.
- Linking record level HIPE data with any other data source(s) is prohibited.
- Tables containing HIPE data should not be published where any individual cells contain 5 or less cases.
- The responsibility for interpretation of the data lies fully with the data user.
- The Health Research & Information Division at the ESRI should be clearly acknowledged as the source of the data in any publication or presentation in which HIPE data are used.
- The Health Research & Information Division at the ESRI should be provided with a copy of any published paper in which HIPE data are used.

For information on the types of reports available and data definitions please see [definitions page](#).

Every effort has been made to ensure that the information provided on the ESRI website is accurate and up-to-date. The ESRI gives no guarantees, undertakings or warranties concerning the accuracy, completeness or up-to-date nature of the information provided on the web site, and does not accept any liability arising from any errors or omissions. Errors or omissions brought to the notice of the ESRI will be corrected as soon as practicable.

Indicate acceptance by selecting the Accept button below. If you are not willing to be bound by all the conditions, click on the Decline button

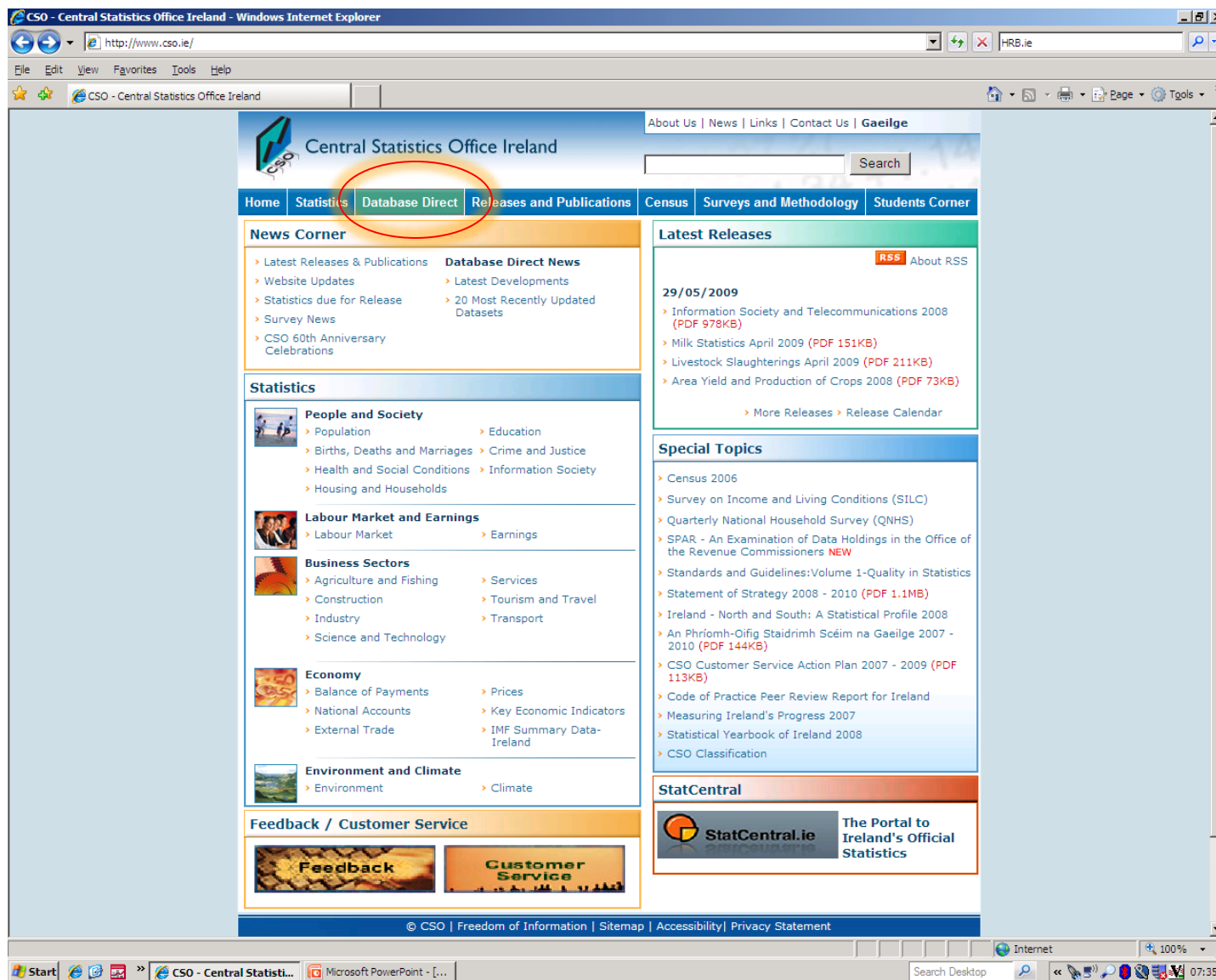


# Interactive tables

- <http://www.cso.ie/>

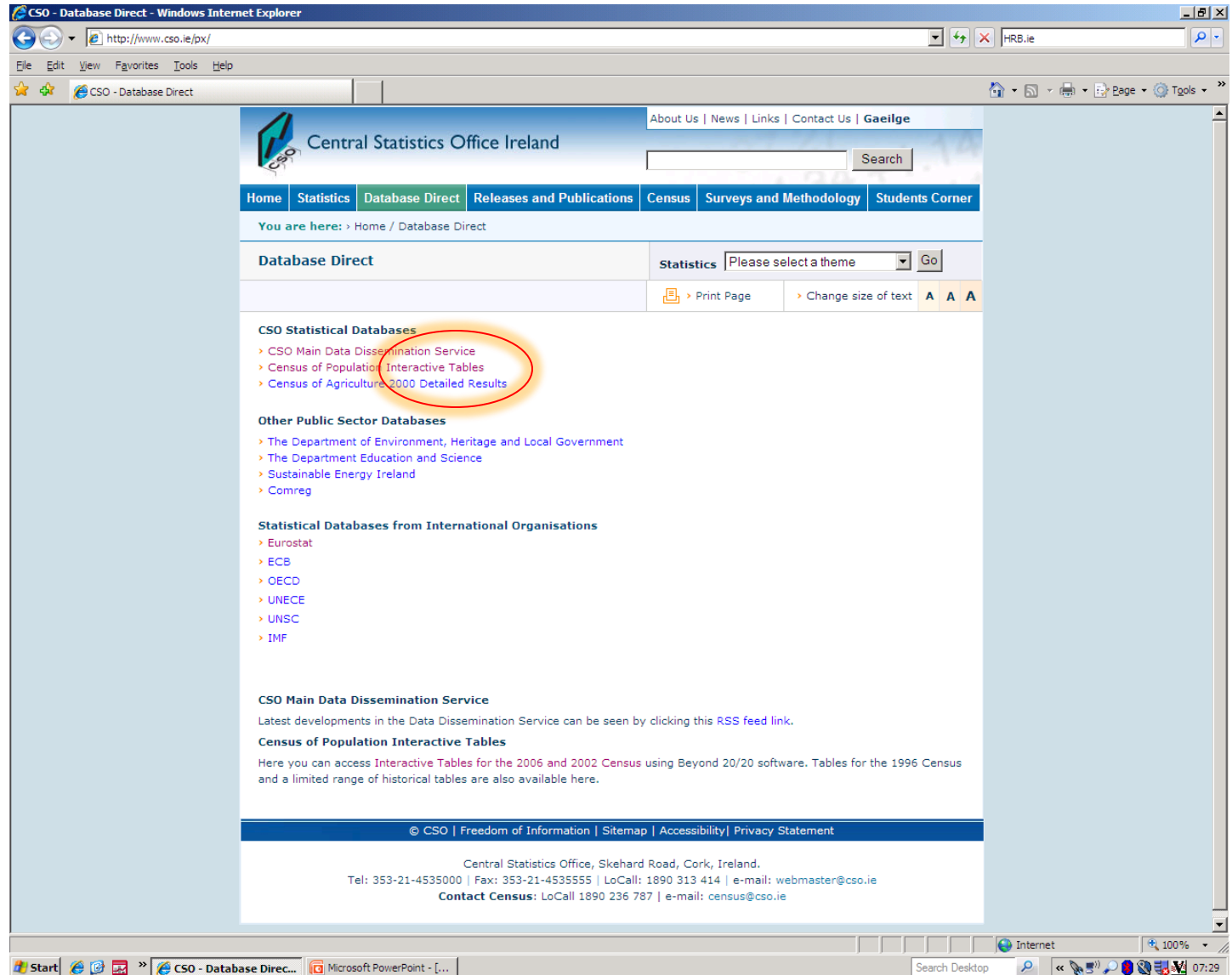


# Step 1



The screenshot shows the Central Statistics Office Ireland website in a Windows Internet Explorer browser window. The browser's address bar displays 'http://www.cso.ie/'. The website's navigation menu includes 'Home', 'Statistics', 'Database Direct', 'Releases and Publications', 'Census', 'Surveys and Methodology', and 'Students Corner'. The 'Database Direct' menu item is circled in red. The main content area is divided into several sections: 'News Corner' with links to 'Latest Releases & Publications', 'Website Updates', 'Statistics due for Release', 'Survey News', and 'CSO 60th Anniversary Celebrations'; 'Statistics' with sub-sections for 'People and Society', 'Labour Market and Earnings', 'Business Sectors', 'Economy', and 'Environment and Climate'; 'Latest Releases' featuring a list of recent publications such as 'Information Society and Telecommunications 2008' and 'Milk Statistics April 2009'; 'Special Topics' including 'Census 2006', 'Survey on Income and Living Conditions (SILC)', and 'Statement of Strategy 2008 - 2010'; and 'StatCentral' described as 'The Portal to Ireland's Official Statistics'. The footer contains copyright information and links to 'Freedom of Information', 'Sitemap', 'Accessibility', and 'Privacy Statement'. The Windows taskbar at the bottom shows the Start button, several application icons, and the system tray with the time '07:35'.

# Step 2



The screenshot shows a Windows Internet Explorer browser window displaying the Central Statistics Office Ireland (CSO) Database Direct website. The browser's address bar shows the URL <http://www.cso.ie/px/>. The website header includes the CSO logo and navigation links: About Us, News, Links, Contact Us, and Gaeilge. A search bar is present in the top right. Below the header is a main navigation menu with links for Home, Statistics, Database Direct (highlighted in green), Releases and Publications, Census, Surveys and Methodology, and Students Corner. A breadcrumb trail indicates the current location: You are here: > Home / Database Direct. The main content area is titled 'Database Direct' and features a 'Statistics' dropdown menu with the text 'Please select a theme' and a 'Go' button. To the right of the dropdown are links for 'Print Page' and 'Change size of text' with font size options (A, A, A). The content is organized into several sections:

- CSO Statistical Databases**
  - > [CSO Main Data Dissemination Service](#)
  - > [Census of Population Interactive Tables](#)
  - > [Census of Agriculture 2000 Detailed Results](#)
- Other Public Sector Databases**
  - > [The Department of Environment, Heritage and Local Government](#)
  - > [The Department Education and Science](#)
  - > [Sustainable Energy Ireland](#)
  - > [Comreg](#)
- Statistical Databases from International Organisations**
  - > [Eurostat](#)
  - > [ECB](#)
  - > [OECD](#)
  - > [UNECE](#)
  - > [UNSC](#)
  - > [IMF](#)

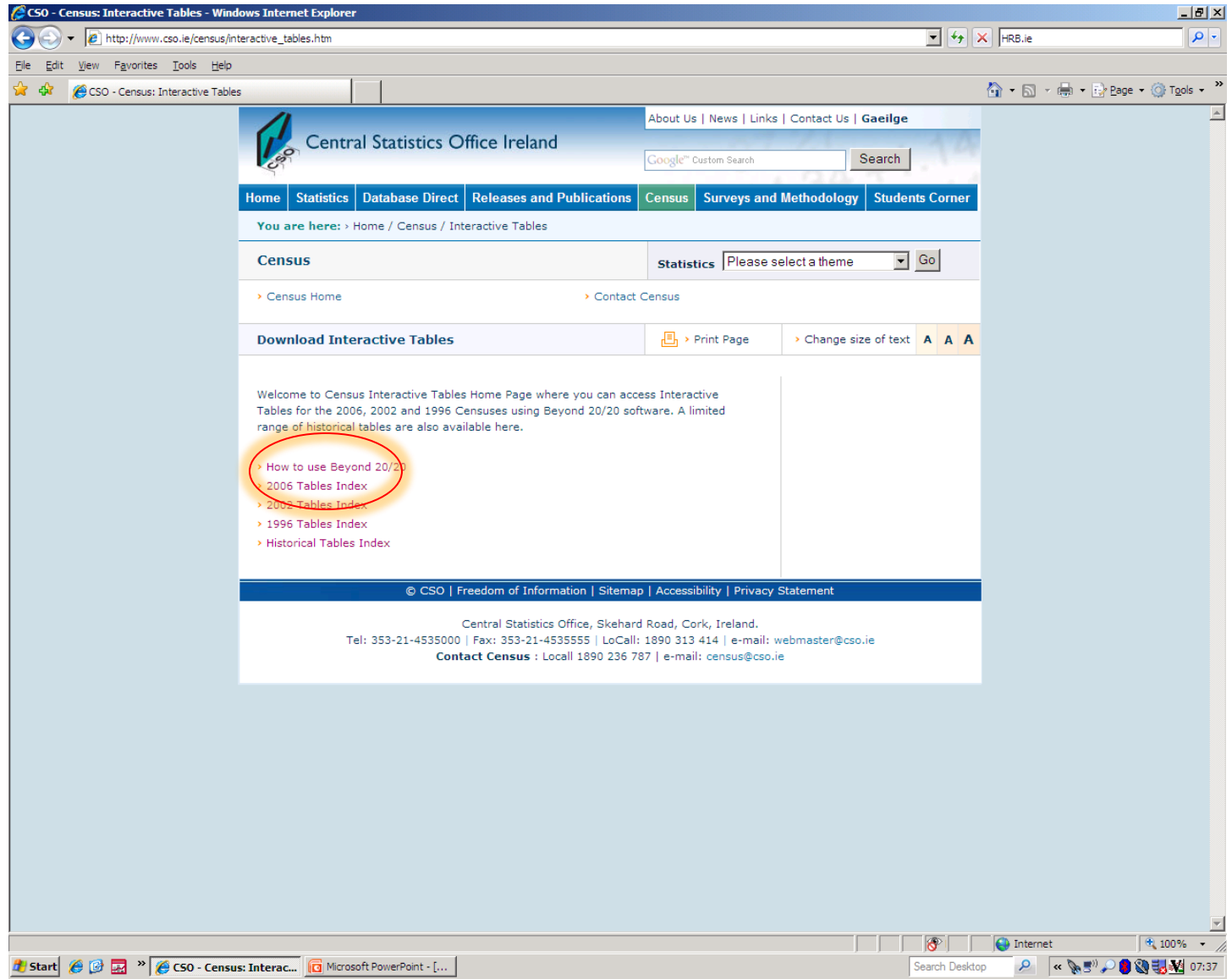
Below these sections, there is a link for the **CSO Main Data Dissemination Service** and a note about the **Census of Population Interactive Tables**, stating that users can access interactive tables for the 2006 and 2002 Census using Beyond 20/20 software, and that tables for the 1996 Census and a limited range of historical tables are also available.

The footer contains copyright information: © CSO | Freedom of Information | Sitemap | Accessibility | Privacy Statement. Contact information for the Central Statistics Office is provided: Central Statistics Office, Skehard Road, Cork, Ireland. Tel: 353-21-4535000 | Fax: 353-21-4535555 | LoCall: 1890 313 414 | e-mail: [webmaster@cso.ie](mailto:webmaster@cso.ie). Contact Census: LoCall 1890 236 787 | e-mail: [census@cso.ie](mailto:census@cso.ie).

The Windows taskbar at the bottom shows the Start button, several icons, and open applications including 'CSO - Database Direc...' and 'Microsoft PowerPoint - [...]'. The system tray on the right shows the Internet icon, a 100% zoom level, and the time 07:29.



# Step 3



The screenshot shows a Windows Internet Explorer browser window displaying the Central Statistics Office Ireland website. The browser's address bar shows the URL [http://www.cso.ie/census/interactive\\_tables.htm](http://www.cso.ie/census/interactive_tables.htm). The website header includes the CSO logo, the text 'Central Statistics Office Ireland', and a search bar. A navigation menu contains links for Home, Statistics, Database Direct, Releases and Publications, Census, Surveys and Methodology, and Students Corner. Below the menu, a breadcrumb trail reads 'You are here: > Home / Census / Interactive Tables'. The main content area features a 'Census' section with a 'Statistics' dropdown menu set to 'Please select a theme' and a 'Go' button. Below this are links for 'Census Home' and 'Contact Census'. A 'Download Interactive Tables' section includes a 'Print Page' button and a 'Change size of text' option. The main text area contains a welcome message and a list of links: '> How to use Beyond 20/20', '> 2006 Tables Index', '> 2002 Tables Index', '> 1996 Tables Index', and '> Historical Tables Index'. The link '> How to use Beyond 20/20' is circled in red. The footer contains copyright information, a Freedom of Information link, and contact details for the Central Statistics Office in Cork, Ireland.

CSO - Census: Interactive Tables - Windows Internet Explorer  
http://www.cso.ie/census/interactive\_tables.htm  
HRB.ie

About Us | News | Links | Contact Us | Gaeilge

Central Statistics Office Ireland

Google Custom Search Search

Home Statistics Database Direct Releases and Publications **Census** Surveys and Methodology Students Corner

You are here: > Home / Census / Interactive Tables

Census Statistics Please select a theme Go

> Census Home > Contact Census

Download Interactive Tables Print Page Change size of text A A A

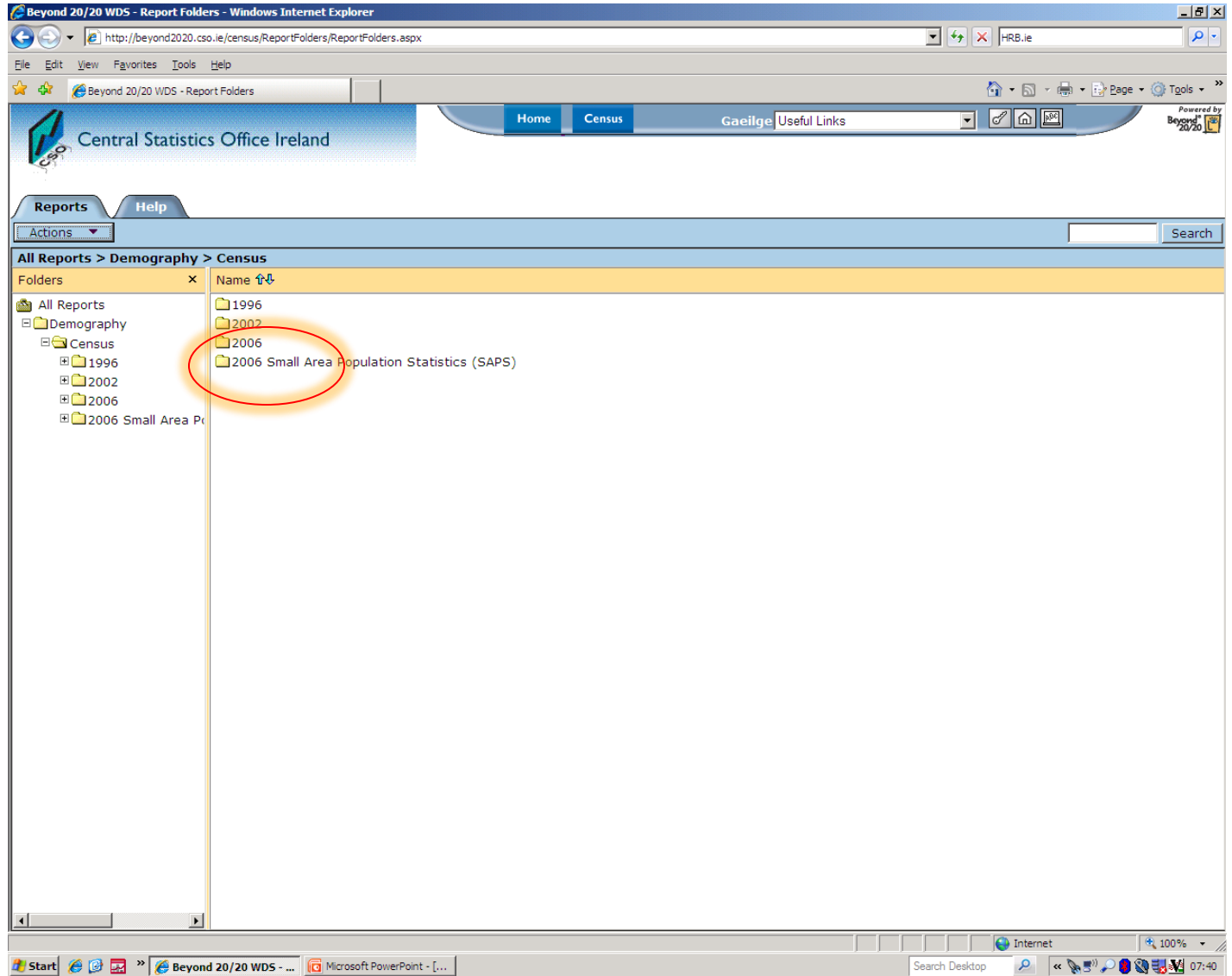
Welcome to Census Interactive Tables Home Page where you can access Interactive Tables for the 2006, 2002 and 1996 Censuses using Beyond 20/20 software. A limited range of historical tables are also available here.

> How to use Beyond 20/20  
> 2006 Tables Index  
> 2002 Tables Index  
> 1996 Tables Index  
> Historical Tables Index

© CSO | Freedom of Information | Sitemap | Accessibility | Privacy Statement

Central Statistics Office, Skehard Road, Cork, Ireland.  
Tel: 353-21-4535000 | Fax: 353-21-4535555 | LoCall: 1890 313 414 | e-mail: [webmaster@cso.ie](mailto:webmaster@cso.ie)  
**Contact Census** : LoCall 1890 236 787 | e-mail: [census@cso.ie](mailto:census@cso.ie)

# Step 4



The screenshot shows a Windows Internet Explorer browser window displaying the Central Statistics Office Ireland website. The address bar shows the URL <http://beyond2020.cso.ie/census/ReportFolders/ReportFolders.aspx>. The page header includes the Central Statistics Office Ireland logo and navigation tabs for 'Home' and 'Census'. Below the header, there are tabs for 'Reports' and 'Help', and a search bar. The main content area displays a folder structure for 'All Reports > Demography > Census'. The folder structure is as follows:

- All Reports
  - Demography
    - Census
      - 1996
      - 2002
      - 2006
      - 2006 Small Area Population Statistics (SAPS)

The folder '2006 Small Area Population Statistics (SAPS)' is highlighted with a red circle. The browser's taskbar at the bottom shows the Start button, several open applications including 'Beyond 20/20 WDS - ...' and 'Microsoft PowerPoint - [...]', and the system tray with the time 07:40.



# Step 5

Beyond 20/20 WDS - Report Folders - Windows Internet Explorer

http://beyond2020.cso.ie/census/ReportFolders/ReportFolders.aspx

Central Statistics Office Ireland

Home Census Gaeilge Useful Links

Reports Help

Actions Search

All Reports > Demography > Census > 2006

Folders	Name
All Reports	Preliminary Report
Demography	Principal Demographic Results
Census	Volume 1 - Population Classified by Area
1996	Volume 2 - Ages and Marital Status
2002	Volume 3 - Household Composition, Family Units and Fertility
2006	Principal Socio-economic Results
	Volume 4 - Usual Residence, Migration, Birthplaces and Nationalities
	Volume 5 - Ethnic or Cultural Background (including the Irish Traveller Community)
	Volume 6 - Housing
	Volume 7 - Principal Economic Status and Industries
	Volume 8 - Occupations
	Volume 9 - Irish Language
	Volume 10 - Education and Qualifications
	Volume 11 - Disability, Carers and Voluntary Activities
	Volume 12 - Travel to Work, School and College
	Volume 13 - Religion
	Principal Socio-economic Results - Bi-lingual

Taskbar: Start, Beyond 20/20 WDS - ..., Microsoft PowerPoint - [...], Internet, 100%, Search Desktop, 07:42

# Step 6

Beyond 20/20 WDS - Report Folders - Windows Internet Explorer

http://beyond2020.cso.ie/census/ReportFolders/ReportFolders.aspx

Central Statistics Office Ireland

Home Census Gaelige Useful Links

Reports Help

Actions Search

All Reports > Demography > Census > 2006 > Principal Demographi...

Folders	Name
All Reports	01. Persons, males and females in the State at each census since 1841
Demography	02. Persons, males and females classified by age group at each census since 1926
Census	03. Persons in each Constituency, as defined in the Electoral (Amendment) (No. 16) Act, 2005 for elections to Dail Eireann, 2006
1996	04. Population of each Province, County and City and actual and percentage change, 2002 and 2006
2002	05. Persons classified by age group, sex and marital status, 2006
2006	06. Persons, male and female, in each age group classified by detailed marital status, 2006
Preli	07. Persons in each Province, County and City classified by detailed marital status, 2006
Princ	08. Population in each Province, County and City classified by age group, 2006
Volu	09. Persons, males and females classified by single year of age, 2006
Volu	10. Number of private households, persons in private households and average number of persons per private household in each Province, County and City, 2006
Volu	11. Persons enumerated in communal establishments by type of establishment, 2006
Princ	12. Number of private households classified by composition and size, 2006
Volu	13. Number of private households and the number of persons in private households in each Province, County and City, classified by type of household, 2006
Volu	14. Private households and persons in private households classified by sex, marital status and age group of reference person, 2006
Volu	15. The elderly population, living in private households, distinguishing the number and percentage living alone, 2006
Volu	16. Family units in private households classified by type of family unit and number of children, 2006
Volu	17A. Family units with one child only in private households, classified by type of family unit and age group of child, 2006
Volu	17B. Family units with two or more children in private households, classified by type of family unit, age group of youngest child and age group of eldest child, 2006
Volu	18. Females usually resident and present in the State on Census Night, classified by age group, marital status and number of children born alive, 2006
Volu	19. Enumerated population classified by usual residence and sex, 2006
Volu	20. Persons, males and females, usually resident and present in the State on census night, classified by place of birth, 2006
Volu	21. Persons usually resident and present in the State on Census Night, classified by place of birth and age group, 2006
Princ	22. Persons, males and females aged one year and over, usually resident and present in the State on census night, classified by usual residence one year ago, 2006
2006 St	23. Persons aged one year and over, usually resident in the State on Census Night, who lived outside the State for one year or more, classified by age group, place of birth and sex, 2006
	24. Persons aged one year and over, usually resident and present in the State on Census Night, who lived outside the State for one year or more, classified by year of migration, 2006
	25. Persons, males and females usually resident and present in the State on Census Night, classified by nationality, 2006
	26. Persons usually resident and present in the State on Census Night, classified by nationality and age group, 2006
	27. Persons, males and females usually resident and present in the State on Census Night, classified by ethnic or cultural background and age group, 2006
	28. Irish Travellers in each Province, County and City classified by sex, 2006
	29. Irish Travellers classified by sex, age group and marital status, 2006
	30. Irish Travellers in private households in each Province, County and City classified by household type, 2006
	31. Persons, males and females aged 3 years and over, classified by age group and ability to speak Irish, 2006

Start Beyond 20/20 WDS - ... Microsoft PowerPoint - [ ... Search Desktop 07:45

# Step 7

Beyond 20/20 WDS - Table View - Windows Internet Explorer

http://beyond2020.cso.ie/Census/TableViewer/tableView.aspx?ReportId=77114

Central Statistics Office Ireland

Home Census Gaeilge Useful Links

Reports 02. Persons, males and females classified by age group at each c... Help

Actions

- Select Items to View
  - Population
  - Census Year
  - Age Group
- Set Dimension Order...
- Reset Default View
- Display Totals/Percentages
- View Printable Version
- Print Setup...
- Download report data...
- Activate Saved Profiles...
- Deactivate All Profiles
- Delete Saved Profiles...

	Population	Census Year	Age Group	15 - 24 years	25 - 44 years	45 - 64 years	65 years and over
	71,992	867,879		526,418	743,545	562,470	271,680
	68,420	820,394		522,839	755,394	583,109	286,684
	55,107	823,007		482,777	770,363	564,638	314,322
	60,593	854,810		443,354	771,229	574,809	316,391
	18,341	877,259		391,839	635,250	598,930	315,063
	84,002	900,396		444,645	613,576	602,378	323,007
	78,248	931,152		482,978	626,180	608,119	329,819
Persons	1979	3,368,217	1,029,908	583,639	797,427	595,868	361,375
	1981	3,443,405	1,043,729	602,556	837,764	590,402	368,954
	1986	3,540,643	1,024,701	617,524	922,619	591,444	384,355
	1991	3,525,719	940,574	601,598	958,964	621,683	402,900
	1996	3,626,087	859,424	632,890	1,016,091	703,800	413,882
	2002	3,917,203	827,428	641,522	1,180,259	831,993	436,001
	2006	4,239,848	864,449	632,732	1,345,873	928,868	467,926
	1926	1,506,889	441,751	270,565	372,547	293,450	128,576
	1936	1,520,454	416,433	272,792	387,927	302,387	140,915
	1946	1,494,877	418,984	245,853	389,801	284,655	155,584
	1951	1,506,597	436,447	231,122	392,320	291,670	155,038
	1961	1,416,549	448,740	200,767	313,951	303,778	149,313
	1966	1,449,032	459,406	228,053	306,226	305,398	149,949
	1971	1,495,760	475,786	246,734	316,471	306,132	150,637
Males	1979	1,693,272	527,030	298,087	407,894	297,293	162,968
	1981	1,729,354	535,409	307,123	427,271	294,368	165,183
	1986	1,769,690	525,646	313,999	465,656	295,658	168,731
	1991	1,753,418	482,838	307,887	476,408	312,560	173,725
	1996	1,800,232	441,452	323,093	503,302	355,133	177,252
	2002	1,946,164	424,044	325,705	588,308	418,952	189,155
	2006	2,121,171	443,044	321,007	681,988	468,037	207,095
Females	1926	1,465,103	426,128	255,853	370,998	269,020	143,104
	1936	1,447,966	403,961	250,047	367,467	280,722	145,769

Internet 100%

Start Beyond 20/20 WDS - ... Microsoft PowerPoint - [...]

Search Desktop 07:50



# Step 8

Beyond 20/20 WDS - Item List - Windows Internet Explorer

http://beyond2020.cso.ie/Census/TableViewer/dimView.aspx

File Edit View Favorites Tools Help

Beyond 20/20 WDS - Item List

Central Statistics Office Ireland

Home Census Gaelige Useful Links

Reports 02. Persons, males and females classified by age group at each c... Help

Actions

Table Size  
42 rows by 6 columns

Search Show all

Select Range

**COLUMNS:**

- Age Group

**ROWS:**

- Population
- Census Year

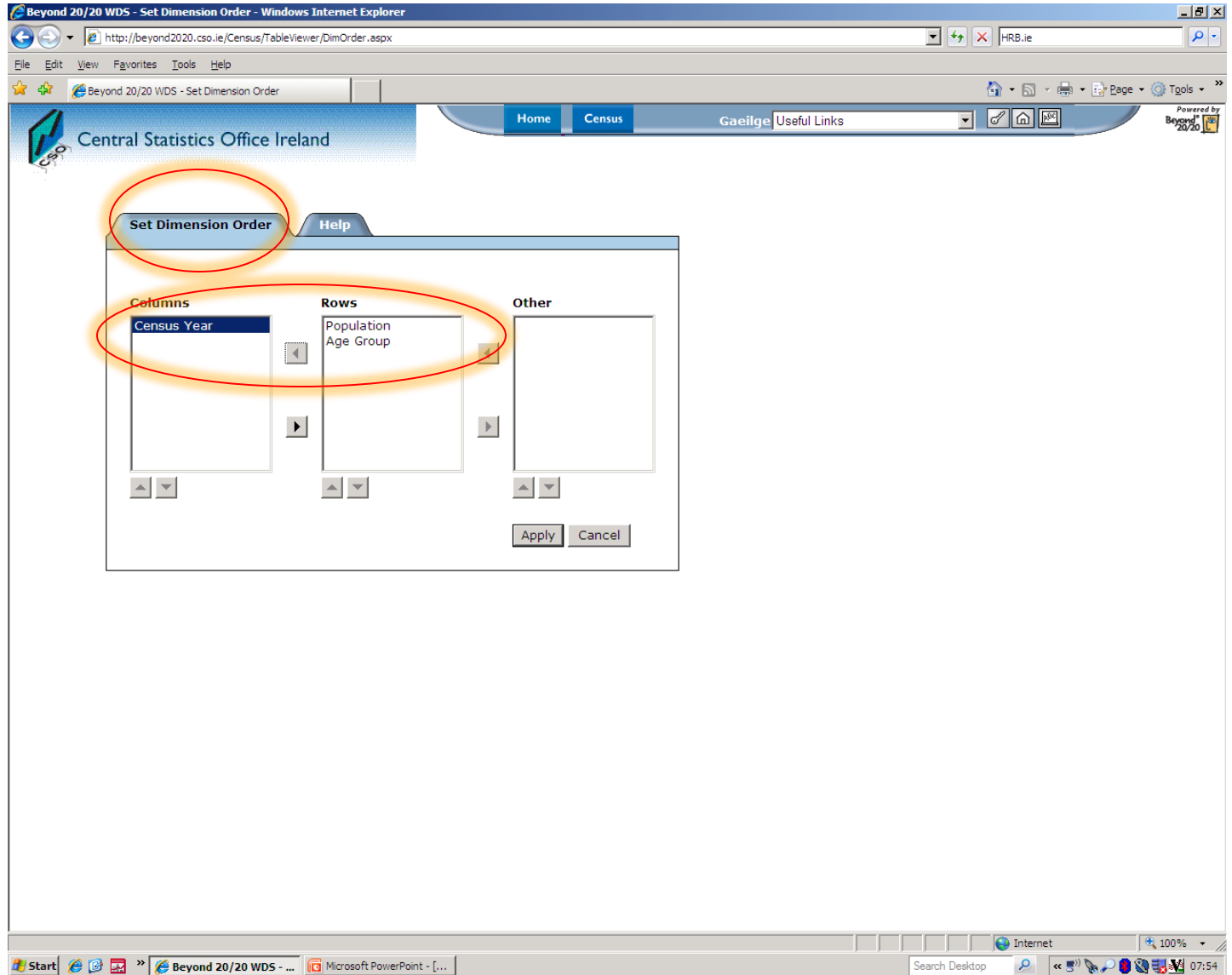
**OTHER:**

- 1926
- 1936
- 1946
- 1951
- 1961
- 1966
- 1971
- 1979
- 1981
- 1986
- 1991
- 1996
- 2002
- 2006

Start Beyond 20/20 WDS - ... Microsoft PowerPoint - [ ... ] download.aspx [Read-O... ] report\_20090602-0929[ ... ] Internet 100%

Search Desktop 10:30

# Step 9



Beyond 20/20 WDS - Set Dimension Order - Windows Internet Explorer

http://beyond2020.cso.ie/Census/TableViewer/DimOrder.aspx

HRB.ie

File Edit View Favorites Tools Help

Beyond 20/20 WDS - Set Dimension Order

Home Census Gaeilge Useful Links

Central Statistics Office Ireland

Set Dimension Order Help

Columns Rows Other

Census Year Population Age Group

Apply Cancel

Start Beyond 20/20 WDS - ... Microsoft PowerPoint - [...] Search Desktop 07:54

# Step 10

Beyond 20/20 WDS - Table View - Windows Internet Explorer

http://beyond2020.cso.ie/Census/TableViewer/tableView.aspx

File Edit View Favorites Tools Help

Beyond 20/20 WDS - Table View

Central Statistics Office Ireland

Home Census Gaeilge Useful Links

Reports **02. Persons, males and females classified by age group at each c...** Help

Actions

OTHER:

Census Year		1926	1936	1946	1951	1961	1966	1971	1979	1981	1986	1991	1996	2002	2006
Population	Age Group	↑↓	↑↓	↑↓	↑↓	↑↓	↑↓	↑↓	↑↓	↑↓	↑↓	↑↓	↑↓	↑↓	↑↓
Persons	Total	2,971,992	2,968,420	2,955,107	2,960,593	2,818,341	2,884,002	2,978,248	3,368,217	3,443,405	3,540,643	3,525,719	3,626,087	3,917,203	4,239,848
	0 - 14 years	867,879	820,394	823,007	854,810	877,259	900,396	931,152	1,029,908	1,043,729	1,024,701	940,574	859,424	827,428	864,449
	15 - 24 years	526,418	522,839	482,777	443,354	391,839	444,645	482,978	583,639	602,556	617,524	601,598	632,890	641,522	632,732
	25 - 44 years	743,545	755,394	770,363	771,229	635,250	613,576	626,180	797,427	837,764	922,619	958,964	1,016,091	1,180,259	1,345,873
	45 - 64 years	562,470	583,109	564,638	574,809	598,930	602,378	608,119	595,868	590,402	591,444	621,683	703,800	831,993	928,868
65 years and over	271,680	286,684	314,322	316,391	315,063	323,007	329,819	361,375	368,954	384,355	402,900	413,882	436,001	467,926	
Males	Total	1,506,889	1,520,454	1,494,877	1,506,597	1,416,549	1,449,032	1,495,760	1,693,272	1,729,354	1,769,690	1,753,418	1,800,232	1,946,164	2,121,171
	0 - 14 years	441,751	416,433	418,984	436,447	448,740	459,406	475,786	527,030	535,409	525,646	482,838	441,452	424,044	443,044
	15 - 24 years	270,565	272,792	245,853	231,122	200,767	228,053	246,734	298,087	307,123	313,999	307,887	323,093	325,705	321,007
	25 - 44 years	372,547	387,927	389,801	392,320	313,951	306,226	316,471	407,894	427,271	465,656	476,408	503,302	588,308	681,988
	45 - 64 years	293,450	302,387	284,655	291,670	303,778	305,398	306,132	297,293	294,368	295,658	312,560	355,133	418,952	468,037
65 years and over	128,576	140,915	155,584	155,038	149,313	149,949	150,637	162,968	165,183	168,731	173,725	177,252	189,155	207,095	
Females	Total	1,465,103	1,447,966	1,460,230	1,453,996	1,401,792	1,434,970	1,482,488	1,674,945	1,714,051	1,770,953	1,772,301	1,825,855	1,971,039	2,118,677
	0 - 14 years	426,128	403,961	404,023	418,363	428,519	440,990	455,366	502,878	508,320	499,055	457,736	417,972	403,384	421,405
	15 - 24 years	255,853	250,047	236,924	212,232	191,072	216,592	236,244	285,552	295,433	303,525	293,711	309,797	315,817	311,725
	25 - 44 years	370,998	367,467	380,562	378,909	321,299	307,350	309,709	389,533	410,493	456,963	482,556	512,789	591,951	663,885
	45 - 64 years	269,020	280,722	279,983	283,139	295,152	296,980	301,987	298,575	296,034	295,786	309,123	348,667	413,041	460,831
65 years and over	143,104	145,769	158,738	161,353	165,750	173,058	179,182	198,407	203,771	215,624	229,175	236,630	246,846	260,831	

Start Beyond 20/20 WDS - ... Microsoft PowerPoint - [...] Search Desktop 07:58



# Step 10

Beyond 20/20 WDS - Table View - Windows Internet Explorer

http://beyond2020.cso.ie/Census/TableViewer/tableView.aspx

Central Statistics Office Ireland

Home Census Gaelige Useful Links

Reports 02. Persons, males and females classified by age group at each c... Help

Actions

- Select Items to View
- Set Dimension Order...
- Reset Default View
- Display Totals/Percentages
- View Printable Version
- Print Setup...
- Download report data...
  - Beyond 20/20 table format (\*.ivt)
  - Microsoft Excel format (\*.xls)
  - Comma-delimited ASCII format (\*.csv)
  - Semicolon-delimited ASCII format (\*.csv)
- Activate Saved Profiles...
- Deactivate All Profiles
- Delete Saved Profiles...

		1926	1936	1946	1951	1961	1966	1971	1979	1981	1986	1991	1996	2002	2006
		↑↓	↑↓	↑↓	↑↓	↑↓	↑↓	↑↓	↑↓	↑↓	↑↓	↑↓	↑↓	↑↓	↑↓
		971,992	2,968,420	2,955,107	2,960,593	2,818,341	2,884,002	2,978,248	3,368,217	3,443,405	3,540,643	3,525,719	3,626,087	3,917,203	4,239,848
		867,879	820,394	823,007	854,810	877,259	900,396	931,152	1,029,908	1,043,729	1,024,701	940,574	859,424	827,428	864,449
		526,418	522,839	482,777	443,354	391,839	444,645	482,978	583,639	602,556	617,524	601,598	632,890	641,522	632,732
							613,576	626,180	797,427	837,764	922,619	958,964	1,016,091	1,180,259	1,345,873
							602,378	608,119	595,868	590,402	591,444	621,683	703,800	831,993	928,868
							323,007	329,819	361,375	368,954	384,355	402,900	413,882	436,001	467,926
							1,449,032	1,495,760	1,693,272	1,729,354	1,769,690	1,753,418	1,800,232	1,946,164	2,121,171
Males	0 - 14 years	441,751	416,433	418,984	436,447	448,740	459,406	475,786	527,030	535,409	525,646	482,838	441,452	424,044	443,044
	15 - 24 years	270,565	272,792	245,853	231,122	200,767	228,053	246,734	298,087	307,123	313,999	307,887	323,093	325,705	321,007
	25 - 44 years	372,547	387,927	389,801	392,320	313,951	306,226	316,471	407,894	427,271	465,656	476,408	503,302	588,308	681,988
	45 - 64 years	293,450	302,387	284,655	291,670	303,778	305,398	306,132	297,293	294,368	295,658	312,560	355,133	418,952	468,037
	65 years and over	128,576	140,915	155,584	155,038	149,313	149,949	150,637	162,968	165,183	168,731	173,725	177,252	189,155	207,095
	<b>Total</b>	1,465,103	1,447,966	1,460,230	1,453,996	1,401,792	1,434,970	1,482,488	1,674,945	1,714,051	1,770,953	1,772,301	1,825,855	1,971,039	2,118,677
Females	0 - 14 years	426,128	403,961	404,023	418,363	428,519	440,990	455,366	502,878	508,320	499,055	457,736	417,972	403,384	421,405
	15 - 24 years	255,853	250,047	236,924	212,232	191,072	216,592	236,244	285,552	295,433	303,525	293,711	309,797	315,817	311,725
	25 - 44 years	370,998	367,467	380,562	378,909	321,299	307,350	309,709	389,533	410,493	456,963	482,556	512,789	591,951	663,885
	45 - 64 years	269,020	280,722	279,983	283,139	295,152	296,980	301,987	298,575	296,034	295,786	309,123	348,667	413,041	460,831
	65 years and over	143,104	145,769	158,738	161,353	165,750	173,058	179,182	198,407	203,771	215,624	229,175	236,630	246,846	260,831

Start Beyond 20/20 WDS - ... Microsoft PowerPoint - [ ... Search Desktop 100% 08:00



# Download


Microsoft Excel window showing a spreadsheet titled "02. Persons, males and females classified by age group at each census since 1926". The spreadsheet contains population data for various age groups from 1926 to 1996.

	Census Year	1926	1936	1946	1951	1961	1966	1971	1979	1981	1986	1991	1996
<b>Population Age Group</b>													
<b>Persons</b>													
Total		2971992	2968420	2955107	2960593	2818341	2884002	2978248	3368217	3443405	3540643	3525719	3626087
0 - 14 year		867879	820394	823007	854810	877259	900396	931152	1029908	1043729	1024701	940574	859424
15 - 24 year		526418	522839	482777	443354	391839	444645	482978	583639	602556	617524	601598	632890
25 - 44 year		743545	755394	770363	771229	635250	613576	626180	797427	837764	922619	958964	1016091
45 - 64 year		562470	583109	564638	574809	598930	602378	608119	595868	590402	591444	621683	703800
65 years and over		271680	286684	314322	316391	315063	323007	329819	361375	368954	384355	402900	413882
<b>Males</b>													
Total		1506889	1520454	1494877	1506597	1416549	1449032	1495760	1693272	1729354	1769690	1753418	1800232
0 - 14 year		441751	416433	418984	436447	448740	459406	475786	527030	535409	525646	482838	441452
15 - 24 year		270565	272792	245853	231122	200767	228053	246734	298087	307123	313999	307887	323093
25 - 44 year		372547	387927	389801	392320	313951	306226	316471	407894	427271	465656	476408	503302
45 - 64 year		293450	302387	284655	291670	303778	305398	306132	297293	294368	295658	312560	355133
65 years and over		128576	140915	155584	155038	149313	149949	150637	162968	165183	168731	173725	177252
<b>Females</b>													
Total		1465103	1447966	1460230	1453996	1401792	1434970	1482488	1674945	1714051	1770953	1772301	1825855
0 - 14 year		426128	403961	404023	418363	428519	440990	455366	502878	508320	499055	457736	417972
15 - 24 year		255853	250047	236924	212232	191072	216592	236244	285552	295433	303525	293711	309797
25 - 44 year		370998	367467	380562	378909	321299	307350	309709	389533	410493	456963	482556	512789
45 - 64 year		269020	280722	279983	283139	295152	296980	301987	298575	296034	295786	309123	348667
65 years and over		143104	145769	158738	161353	165750	173058	179182	198407	203771	215624	229175	236630




# Interactive tables

- <http://www.esri.ie/>



# Step 1



Home - Windows Internet Explorer  
http://www.esri.ie/ ESRI + Ireland

File Edit View Favorites Tools Help

Home About ESRI People Membership News & Events Job Opportunities FAQs Contact Us

ESRI THE ECONOMIC AND SOCIAL RESEARCH INSTITUTE

Search this Site Go

Research Publications Irish Economy **Health Information** Children's Longitudinal Survey

## Welcome

Welcome to the website of the ESRI, one of Europe's leading research centres in the social sciences. Our main focus is research on economic and social change in Ireland in the new global context. We invite you to use this website to access information on our [current programmes of research](#) and our [publications](#). User-friendly summaries of recent research are available on our [Research Bulletin](#) page. Read more [about us...](#)



**Ireland in Recession**

[Ireland in Recession](#)

**In the Spotlight**

[2009 ESRI Geary Lecture](#)

[Latest ptsb/ESRI house price index](#)

[ESRI involvement in current national surveys](#)

[Latest KBC Bank Ireland/ESRI Consumer Sentiment Index](#)

[Nasc don Alt: Caithfear cumas iomaiochta na](#)

**Latest Publications**

23/05/2009  
["Holiday Destinations: Understanding the Travel Choices of Irish Tourists"](#)

21/05/2009  
["Changes in the Returns to Schooling 1991-2002: Evidence from the British Household Panel Survey"](#)

18/05/2009  
[Irish Public Capital](#)

**Upcoming Events**

04/06/2009  
[ESRI Policy Seminar "Social & Economic Effects of the Green Schools Programme"](#)

11/06/2009  
[ESRI Research Seminar: "Intra- and Extra-union Flexibility for Meeting the EU Greenhouse Gas Emission Reduction Targets"](#)

12/06/2009  
[ESRI in the Media](#)

[Latest ESRI headlines](#)

Sign Up for our Newsletter

[Get details of all ESRI activities and publications](#)

[Sitemap](#) | [Links](#) | [Terms and Conditions](#) | [Refund Policy](#)

Produced by Webfactory

Done

Start Home - Windows Inte... Microsoft PowerPoint - [...] Microsoft Excel

Search Desktop 08:08

# Step 2



Health Information - Windows Internet Explorer

http://www.esri.ie/health\_information/

ESRI THE ECONOMIC AND SOCIAL RESEARCH INSTITUTE

Research Publications Irish Economy Health Information Children's Longitudinal Survey

Online Data Reporter

- HIPE
- NPRS
- HIPE & NPRS Reports
- Journal Articles
- Software Development
- Find it fast
- Latest news
- Useful Links
- Contacts

Health Information

Print Page

**Health Research**

Research in Health forms a fundamental part of the work of the Division. In particular, research projects/reviews/reports are provided for the major health agencies and government departments at the national level and for a wide range of international organisations, including the European Commission, the Organisation for Economic Cooperation and Development, the World Bank and the World Health Organisation. Further information on research using HIPE data can be found in Journal Articles.

**Health Information**

The HIPE and NPRS National Databases

The HIPE and NPRS Unit is an integral part of the Health Research & Information Division of the ESRI. Both the Hospital In-Patient Enquiry (HIPE) system and the National Perinatal Reporting System (NPRS) are responsible for the timely and accurate collection of national health data. HIPE is the principal source of national data on discharges from acute hospitals in Ireland. NPRS provides national statistics on perinatal events, in particular data on pregnancy outcomes, perinatal mortality and important aspects of perinatal care.

**Total Discharges Reported to HIPE, 2000-2006**

Year	Number of Discharges
2000	800,000
2001	850,000
2002	900,000
2003	950,000
2004	1,000,000
2005	1,050,000
2006	1,250,000

# Step 3



Introduction - Windows Internet Explorer  
http://www.esri.ie/health\_information/hipe\_data\_reporter/introduction/?

Home About ESRI People Membership News & Events Job Opportunities FAQs Contact Us

ESRI THE ECONOMIC AND SOCIAL RESEARCH INSTITUTE

Research Publications Irish Economy Health Information Children's Longitudinal Survey

Online Data Reporter  
• Introduction  
• Terms & Conditions  
• Definitions  
• Prepare Report

HIPE  
• NPRS  
• HIPE & NPRS Reports  
• Journal Articles  
• Software Development  
• Find it fast  
• Latest news  
• Useful Links  
• Contacts

Home > Health Information > Online Data Reporter > Introduction

### Introduction

[Print Page](#)

This online reporting tool currently provides aggregated HIPE discharge data for 2000, 2001, 2002, 2003, 2004, 2005 and 2006. Data for other years will be added when available.

A user can generate a report for each year on diagnoses or procedures. Both diagnoses and procedures may be selected where they are reported as either principal or any diagnosis or procedure. The user may choose diagnosis and procedure codes from a specified list. Further selection criteria include age, sex and health board of residence. The possible variables included in the report output are:

- Total number of discharges;
- In-patient average length of stay;
- Number of elective and emergency patients;
- Number of discharges admitted from home and other location;
- Number of discharges discharged to home and other location.

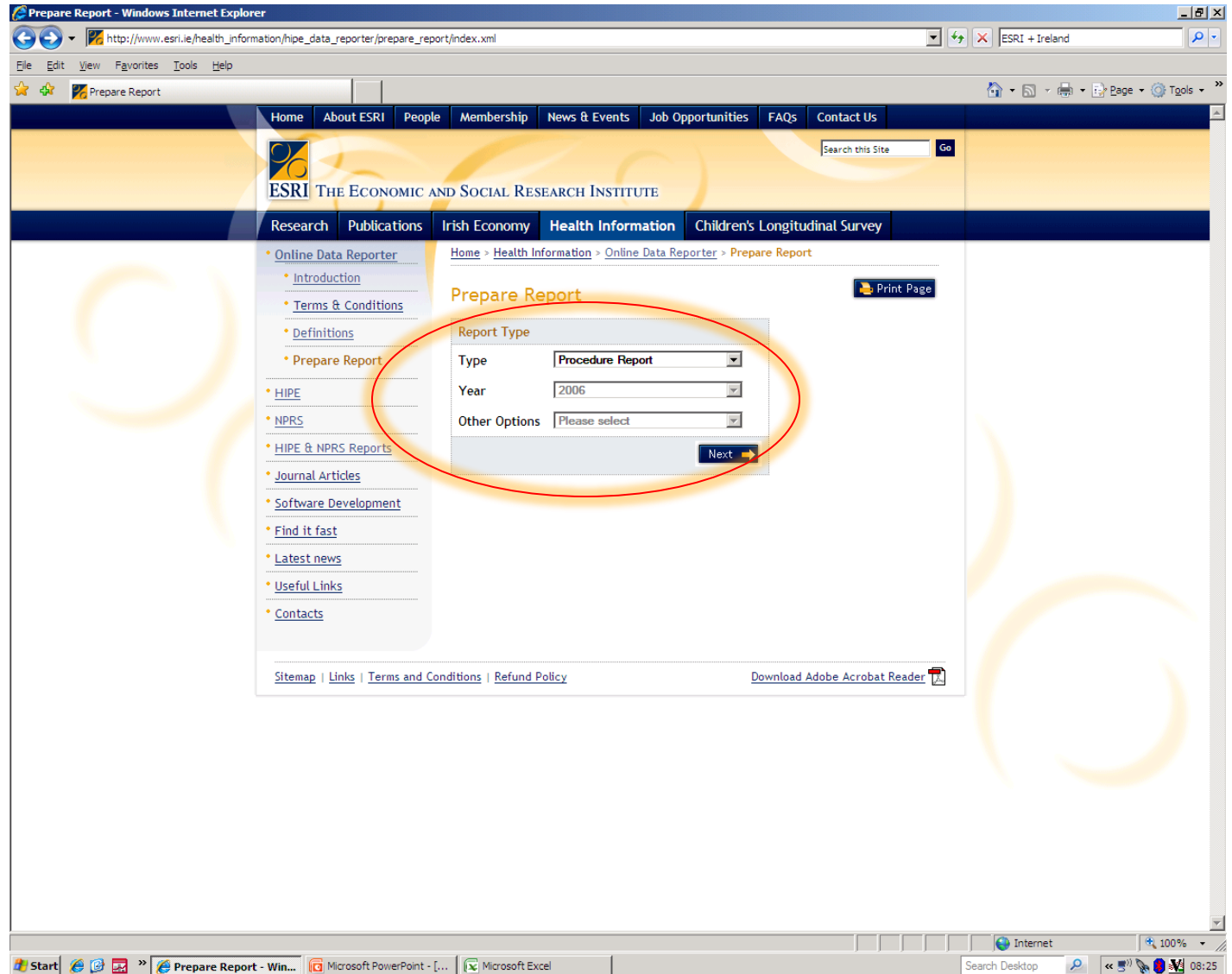
Users may also access pre-prepared reports, known as "Quick Reports" for the same years. These reports contain information on:

- Top 20 Principal Procedures for Total In-Patients and Day Patients;
- Top 20 Principal Diagnoses for Total In-Patients and Day Patients;
- Top 20 DRGs for Total In-Patients and Day Patients;
- Summary Tables based on the HIPE annual reports.

[Click here to launch the Online Data Reporter](#)

Start Introduction - Windo... Microsoft PowerPoint - [...] Microsoft Excel Internet 100% Search Desktop 08:13

# Step 4



Prepare Report - Windows Internet Explorer

http://www.esri.ie/health\_information/hipe\_data\_reporter/prepare\_report/index.xml

ESRI + Ireland

File Edit View Favorites Tools Help

Prepare Report

Home About ESRI People Membership News & Events Job Opportunities FAQs Contact Us

Search this Site Go

ESRI THE ECONOMIC AND SOCIAL RESEARCH INSTITUTE

Research Publications Irish Economy Health Information Children's Longitudinal Survey

Home > Health Information > Online Data Reporter > Prepare Report

Print Page

Prepare Report

Report Type

Type Procedure Report

Year 2006

Other Options Please select

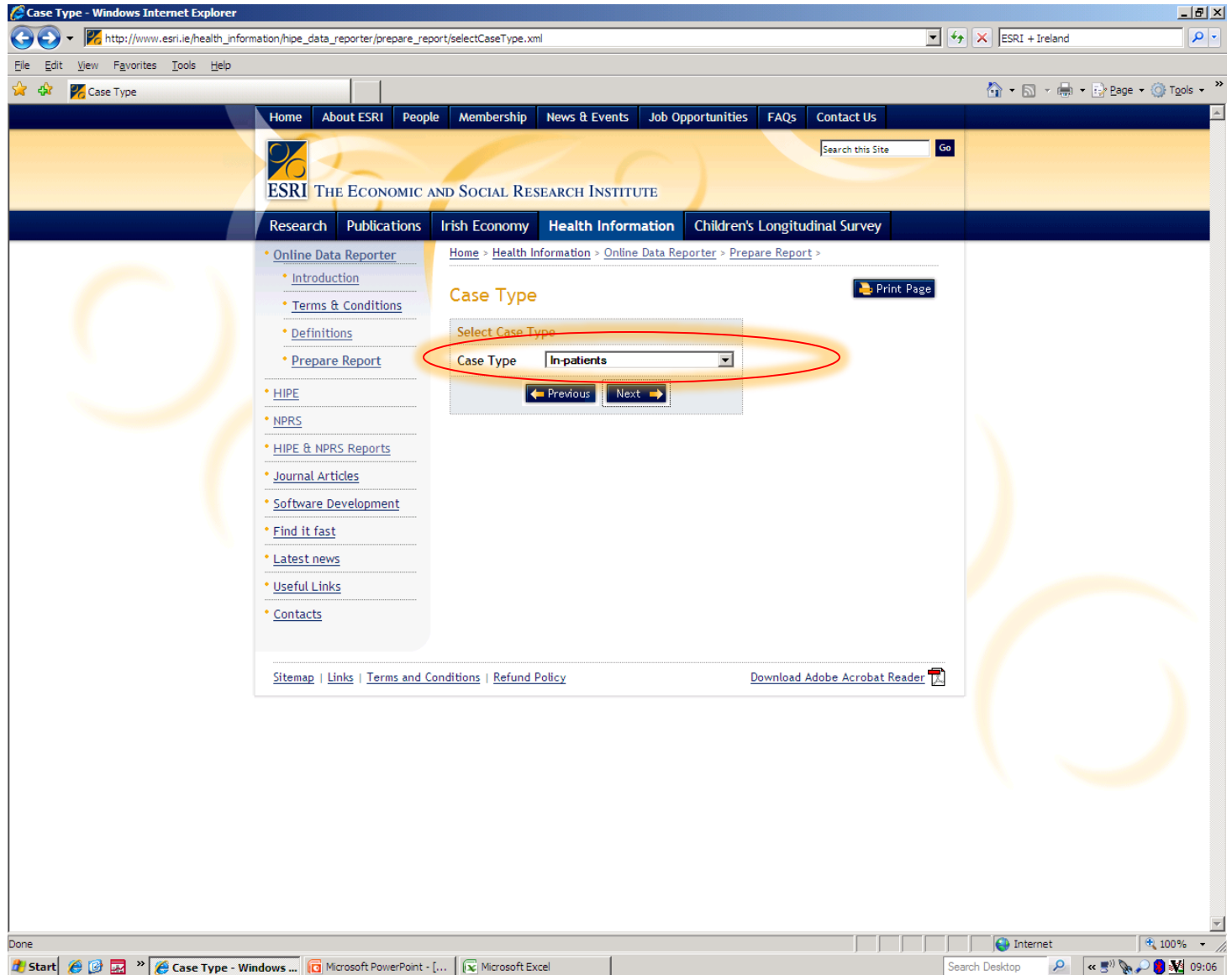
Next

Sitemap | Links | Terms and Conditions | Refund Policy

Download Adobe Acrobat Reader

Start Prepare Report - Win... Microsoft PowerPoint - [...] Microsoft Excel Internet 100% Search Desktop 08:25

# Step 5



Case Type - Windows Internet Explorer

http://www.esri.ie/health\_information/hipe\_data\_reporter/prepare\_report/selectCaseType.xml

ESRI + Ireland

File Edit View Favorites Tools Help

Case Type

Home About ESRI People Membership News & Events Job Opportunities FAQs Contact Us

ESRI THE ECONOMIC AND SOCIAL RESEARCH INSTITUTE

Search this Site Go

Research Publications Irish Economy Health Information Children's Longitudinal Survey

Home > Health Information > Online Data Reporter > Prepare Report >

Case Type

Select Case Type

Case Type In-patients

Print Page

Previous Next

Sitemap | Links | Terms and Conditions | Refund Policy

Download Adobe Acrobat Reader

Done

Start Case Type - Windows... Microsoft PowerPoint - [...] Microsoft Excel

Internet 100%

Search Desktop 09:06





# Step 6

Select Code - Windows Internet Explorer

http://www.esri.ie/health\_information/hipe\_data\_reporter/prepare\_report/selectCode.xml

ESRI THE ECONOMIC AND SOCIAL RESEARCH INSTITUTE

Home > Health Information > Online Data Reporter > Prepare Report >

### Select Code

Print Page

#### Procedure Codes

Previous Next

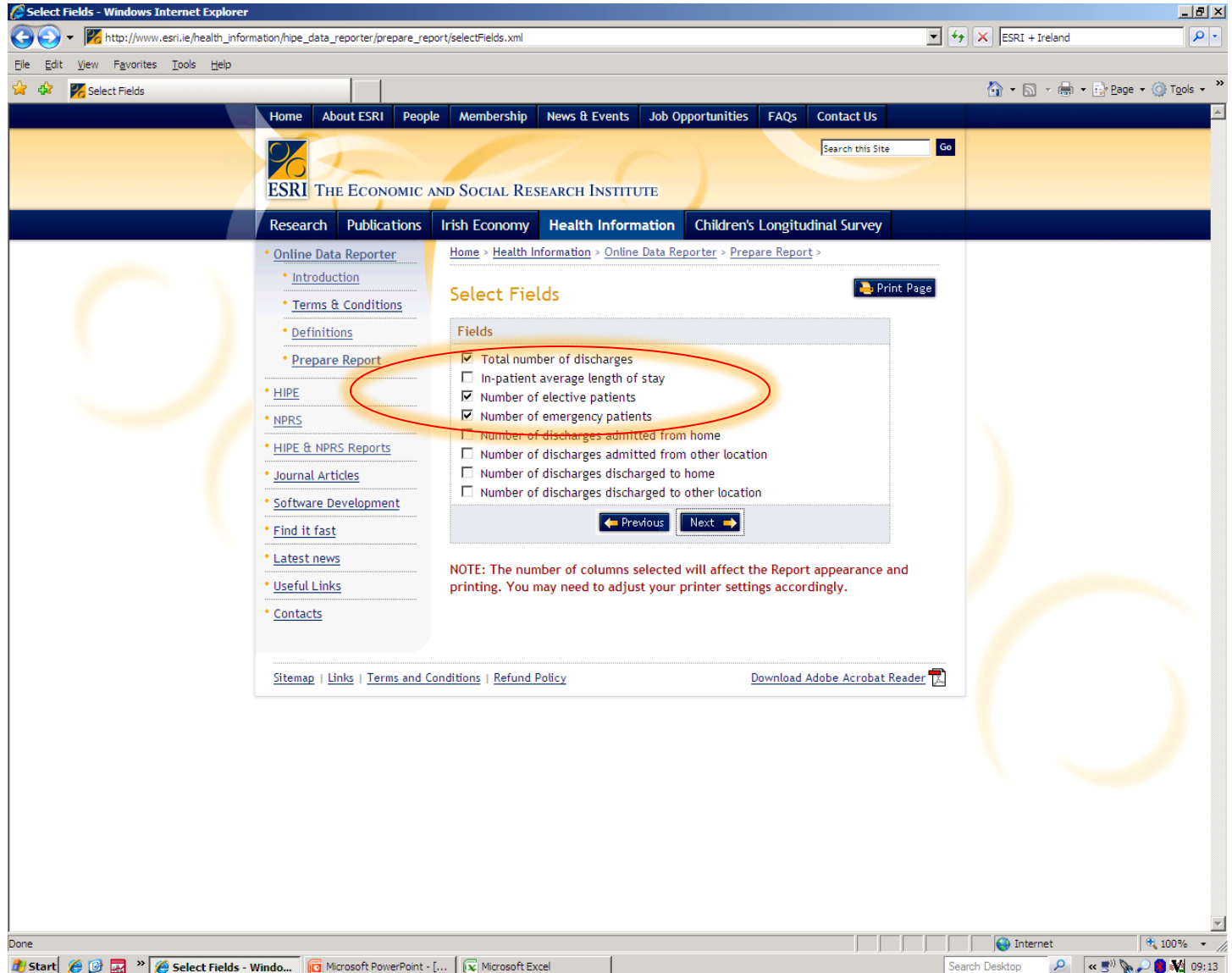
- All Procedures
- Procedures on the nervous system
- Lumbar puncture
- Procedures on endocrine system
- Procedures on eye and adnexa
- Lens Extraction
- Procedures on ear and mastoid process
- Myringotomy
- Procedures on nose, mouth and pharynx
- Tonsillectomy or adenoidectomy
- Dental services
- Procedures on respiratory system
- Bronchoscopy with/without biopsy
- Procedures on cardiovascular system
- Coronary angiography
- Transluminal coronary angioplasty with/without excision
- CABG
- Leg Varicose Vein Litigation
- Procedures on blood and blood-forming organs
- Procedures on digestive system
- Fiberoptic colonoscopy with/without excision
- Appendicectomy
- Procedures for haemorrhoids
- Cholecystectomy
- Lysis of peritoneal adhesions
- Repair of inguinal and obstructed hernia
- Panendoscopy with/without excision
- Procedures on urinary system
- Examination procedures on bladder (includes cystoscopy)

Done

Start Select Code - Window... Microsoft PowerPoint - [...] Microsoft Excel

Internet 100% Search Desktop 09:09

# Step 7



Select Fields - Windows Internet Explorer

http://www.esri.ie/health\_information/hipe\_data\_reporter/prepare\_report/selectFields.xml

ESRI + Ireland

File Edit View Favorites Tools Help

Select Fields

Home About ESRI People Membership News & Events Job Opportunities FAQs Contact Us

ESRI THE ECONOMIC AND SOCIAL RESEARCH INSTITUTE

Research Publications Irish Economy Health Information Children's Longitudinal Survey

Home > Health Information > Online Data Reporter > Prepare Report >

Select Fields [Print Page](#)

Fields

- Total number of discharges
- In-patient average length of stay
- Number of elective patients
- Number of emergency patients
- Number of discharges admitted from home
- Number of discharges admitted from other location
- Number of discharges discharged to home
- Number of discharges discharged to other location

[Previous](#) [Next](#)

NOTE: The number of columns selected will affect the Report appearance and printing. You may need to adjust your printer settings accordingly.

[Sitemap](#) | [Links](#) | [Terms and Conditions](#) | [Refund Policy](#) [Download Adobe Acrobat Reader](#)

Done

Start Select Fields - Windo... Microsoft PowerPoint - [...] Microsoft Excel

Internet 100%

Search Desktop 09:13

# Step 8

Select Categories - Windows Internet Explorer

http://www.esri.ie/health\_information/hipe\_data\_reporter/prepare\_report/selectCategories.xml

ESRI + Ireland

File Edit View Favorites Tools Help

Select Categories

Home About ESRI People Membership News & Events Job Opportunities FAQs Contact Us

ESRI THE ECONOMIC AND SOCIAL RESEARCH INSTITUTE

Search this Site Go

Research Publications Irish Economy Health Information Children's Longitudinal Survey

Home > Health Information > Online Data Reporter > Prepare Report >

Select Categories [Print Page](#)

**Age**

- All ages
- 0 - 14 years
- 15 - 44 years
- 45 - 64 years
- 65 years and over

**Sex**

- All sexes
- Male
- Female

**Health Region of Residence**

Please select at least one category.

- All health regions
- HSE Dublin North East
- HSE Dublin Mid Leinster
- HSE South
- HSE West
- Other / NFA

[Previous](#) [Next](#)

[Sitemap](#) | [Links](#) | [Terms and Conditions](#) | [Refund Policy](#) [Download Adobe Acrobat Reader](#)

Done

Start Select Categories - W... Microsoft PowerPoint - [...] Microsoft Excel

Internet 100%

Search Desktop 09:14

# Step 9

Report - Windows Internet Explorer  
 http://www.esri.ie/health\_information/hipe\_data\_reporter/prepare\_report/report.xml  
 ESRI + Ireland

Home About ESRI People Membership News & Events Job Opportunities FAQs Contact Us

ESRI THE ECONOMIC AND SOCIAL RESEARCH INSTITUTE

Search this Site  Go

Research Publications Irish Economy **Health Information** Children's Longitudinal Survey

- Online Data Reporter
  - Introduction
  - Terms & Conditions
  - Definitions
  - Prepare Report
- HIPE
- NPRS
- HIPE & NPRS Reports
- Journal Articles
- Software Development
- Find it fast
- Latest news
- Useful Links
- Contacts

Home > Health Information > Online Data Reporter > Prepare Report > **Report** Print Page

Your search criteria

Type: Procedure  
 Year: 2006  
 Options: Principal Procedure  
 Case Type: In-patients  
 Procedure Codes:  
 Appendectomy

Fields:  
 Total number of discharges  
 Number of elective patients  
 Number of emergency patients

Age:  
 All ages

Sex:  
 All Sexes

Health Region of Residence:  
 All health regions

Procedure	Age	Health region of residence	Sex	Total	Elective patient	Emergency patient
Appendectomy	All ages	All health regions	All sexes	6231	162	6069

~ Implies 5 or less cases reported to HIPE.  
 \* Implies data cell suppressed for confidentiality reasons.  
 ^ Implies data row aggregated for confidentiality reasons.

These data have been provided under the [Terms & Conditions](#) of use of HIPE Data as accepted by the user.

For information on the types of reports available and data definitions please see the [Definitions Page](#)

[Download report >>](#)  
[Prepare another report >>](#)

Start | Report - Windows Int... | Microsoft PowerPoint - [...]| Microsoft Excel | Internet | 100% | Search Desktop | 09:16



# Down loaded report

report\_20090602-0929[1].csv

Procedure Age	Health Re	Sex	Total	Elective P	Emergency Patient
Appendic	All ages	All health All Sexes	6231	162	6069

~ Implies 5 or less cases reported to HIPE.  
\* Implies data cell suppressed for confidentially reasons.  
^ Implies data row aggregated for confidentially reasons.  
These data have been provided under the Terms and Conditions of use of HIPE Data as accepted by the user.  
For information on the types of reports available and data definitions please see the Definitions Page



# International databases

## Eurostat

- <http://epp.eurostat.ec.europa.eu/portal/page/portal/eurostat/home>

## WHO

- <http://www.who.int/research/en/>

## ECDC (European Centre for Disease Prevention and Control)

- <http://ecdc.europa.eu/>

## EMCDDA (European Monitoring Centre for Drugs and Drug Addiction)

- <http://www.emcdda.europa.eu/html.cfm/index190EN.html>





# Eurostat database

Internet Explorer

://epp.eurostat.ec.europa.eu/portal/page/portal/health/public\_health/main\_tables

Register | Links | Contact | Important legal notice English (en)

Your key to European statistics

European Commission > Eurostat > ... > Main tables

Home **Statistics** Publications About Eurostat Help

**Health**

- Introduction
- Public health
  - Main tables**
  - Database
- Health and safety at work
  - Main tables
  - Database
  - Publications

**Main tables**

Search

Explanation

- Public health (t\_hlth)
  - Healthy life years at birth by gender (tsien180)
  - Causes of death (t\_hlth\_cdeath)
  - Health care: resources and patients (non-expenditure data) (t\_hlth\_care)
  - Health status: indicators from surveys (SILC, HIS, LFS) (t\_hlth\_state)

## Death due to cancer, by gender - Standardised death rate by 100 000 inhabitants

Death rate of a population adjusted to a standard age distribution. As most causes of death ... [more](#)

sex 
 Footnotes
  Codes
  Labels
  Codes & L

geo	time	1996	1997	1998	1999	2000	2001	2002	2003	2004	2005	2006	2007
EU (27 countries)		:	:	:	:	187.2 (p)	186.1 (p)	189.7 (p)	182.5 (p)	180.1 (p)	178.1 (p)	175.4 (p)	:
EU (25 countries)		:	:	:	205.5	188.0 (p)	186.7 (p)	190.4 (p)	182.7 (p)	180.2 (p)	177.8 (p)	175.0 (p)	:
EU (15 countries)		191.1	187.9	186.6	183.8	181.3 (p)	179.8 (p)	177.7 (p)	175.8 (p)	173.1 (p)	171.4 (p)	168.3 (p)	:
Euro area		189.3	186.2	185.2	204.5	180.2	178.6	:	:	:	:	:	:
Belgium		206.0	205.3	200.4	193.4	:	:	:	:	:	:	:	:
Bulgaria		:	160.2	156.8	158.4	150.4	150.0	154.8	152.5	156.5	171.0	168.3	:
Czech Republic		243.6	241.7	238.8	237.3	238.0	233.2	233.7	234.1	229.9	217.4	212.5	203.9
Denmark		226.5	226.8	221.8	223.2	222.5	218.8	210.7	207.5	208.2	207.0	208.0	:
Germany		194.1	189.5	189.0	185.0	182.0	176.5	175.8	173.0	169.8	168.0	165.0	162.1
Estonia		204.0	206.0	208.7	197.0	202.4	197.3	200.6	194.5	198.1	196.9	198.9	192.9
Ireland		206.7	208.0	204.1	202.6	203.3	197.6	190.5	189.3	189.1	179.7	184.8	:
Greece		163.6	162.3	158.8	163.5	163.3	164.8	160.9	160.5	162.0	160.3	154.7	:
Spain		174.6	174.2	173.3	172.8	170.4	171.1	167.7	167.1	164.2	159.7	158.3	157.1
Italy		187.7	185.0	184.8	179.0	178.8	180.5	175.3	174.0	:	:	164.9	:
Cyprus		:	:	:	:	:	:	:	:	122.9	120.4	116.4	122.4
Latvia		196.4	194.2	198.0	199.2	191.9	197.6	193.3	193.9	193.2	193.8	199.7	193.6
Lithuania		200.3	195.5	198.0	195.1	195.5	198.5	196.0	193.6	194.9	194.7	195.4	196.5
Luxembourg		198.0	193.5	196.1	176.0	156.0	177.1	171.0	176.8	165.0	162.2	161.1	:
Hungary		278.0	277.2	275.9	284.5	273.0	265.6	262.3	263.8	260.8	237.4	239.9	240.9
Malta		186.4	176.6	180.4	178.1	171.0	162.1	163.7	157.5	151.8	145.3	156.2	155.0
Netherlands		207.9	204.6	202.3	203.9	198.5	194.7	193.9	191.0	191.2	189.5	186.5	183.6
Austria		184.5	182.3	178.2	176.4	174.1	169.2	170.8	172.5	170.7	165.8	161.9	157.7
Poland		213.6	:	:	211.9	215.7	216.5	216.5	214.4	213.8	211.3	210.1	208.6
Portugal		165.0	163.6	162.7	160.4	161.3	161.8	161.6	161.5	155.6	156.0	149.4	:
Romania		:	:	:	167.9	172.8	177.3	177.4	177.7	176.8	179.5	179.8	178.1
Slovenia		212.8	219.6	232.5	211.1	205.0	203.9	205.1	203.6	198.6	196.8	197.8	202.7
Slovakia		222.4	222.0	238.5	229.9	228.0	225.6	214.6	213.2	209.6	210.1	203.5	204.4
Finland		160.1	159.0	157.5	154.3	151.9	149.6	145.9	146.3	143.8	142.6	140.5	138.3
Sweden		160.3	163.3	160.1	157.9	157.1	157.9	154.9	155.5	155.7	154.6	152.3	:
United Kingdom		202.0	197.3	196.6	192.7	185.0	191.4	190.1	186.4	183.8	185.2	179.3	:
Croatia		:	:	:	:	222.3	211.0	213.3	214.3	210.4	212.6	209.8	209.0
Macedonia, the former Yugoslav Republic of		:	:	:	160.7	165.5	163.8	163.0	166.3	160.5	160.3	169.5	172.3
Iceland		204.4	200.8	180.1	186.2	175.1	165.5	167.3	159.8	160.2	159.3	:	:



# WHO databases



WHO | Data and statistics - Windows Internet Explorer  
 http://www.who.int/research/en/

File Edit View Favorites Tools Help

WHO Data and statistics

**Data and statistics**

**Programmes and projects**

**Progress on health-related MDGs**

- Some 27% fewer children died before their fifth birthday in 2007 than in 1990.
- Maternal mortality has barely changed since 1990.
- 27 countries reported a reduction of up to 50% in the number of malaria cases between 1990 and 2006.
- The number of people with access to safe drinking-water rose from 4.1 billion in 1990 to 5.7 billion in 2006.



[Source: World Health Statistics 2009](#)

**DATABASES**

[WHO Statistical Information System \(WHOSIS\)](#)  
National statistics for 70 core indicators on mortality, morbidity, risk factors, service coverage, and health systems

[WHO Global InfoBase Online](#)  
Data on chronic diseases and their risk factors for all WHO Member States

[Global Health Atlas](#)  
Standardized data and statistics for infectious diseases at country, regional, and global levels

[Regional statistics](#)  
Statistical information from WHO Regional Offices

**Data by categories**

<b>MORTALITY AND HEALTH STATUS</b>	<b>RISK FACTORS</b>
<a href="#">Burden of disease</a> <a href="#">Causes of death [xls 3.03Mb]</a> <a href="#">Life expectancy</a> <a href="#">Mortality</a>	<a href="#">Alcohol</a> <a href="#">Nutrition</a> <a href="#">Overweight and obesity</a> <a href="#">Tobacco</a> <a href="#">Water and sanitation</a>

WHO Constitution, Executive Board and World Health Assembly

[Media centre](#)  
News, events, fact sheets, multimedia and contacts

[International travel and health](#)  
Publication on travel risks, precautions and vaccination requirements

[World Health Report](#)  
Annual report on global public health and key statistics

Done

Internet 100%

Start | Vodafone 3G Broadband ... | Microsoft PowerPoint - [...] | WHO | Data and stati... | EMCDDA | Responses to ... | Search Desktop | 22:30





# Interactive tables

- <http://www.who.int/research/en/search/en/>



# ECDC data sources

Activities - Surveillance - Windows Internet Explorer


http://ecdc.europa.eu/en/Activities/Surveillance/

ECDC

File Edit View Favorites Tools Help

Activities - Surveillance

RSS Feed Contact Links Svenska



**European Centre for Disease Prevention and Control**

**Home**

About us

Activities

Surveillance

Scientific advice

Epidemic intelligence

Microbiology

Training

Health Communication

Disease programmes

Response

Health topics A-Z

News and Media

Publications

Job opportunities

Procurement

**Activities - Surveillance**

The ECDC is responsible for the surveillance of infectious diseases in the European Union and shall maintain the databases for epidemiological surveillance. Data are collected by the ECDC for case-based reporting from the Member States for the routine surveillance of the 46 diseases (listed in the Decisions 2002/253/EC and 2003/534/EC) plus SARS, West Nile Fever and Avian Influenza.

Surveillance tasks include:

- Search, collect, collate, evaluate and disseminate relevant scientific and technical data
- Coordinate and ensure the integrated operation of the dedicated surveillance networks
- Develop integrated data collection systems covering all MS and all notifiable communicable diseases, maintain the databases for surveillance and establish EU-wide standard case reporting
- Initiate applied scientific studies and projects for the feasibility, development and preparation of its activities
- Closely cooperate with the organizations operating in the field of data collection
- Monitor trends of diseases across Europe in order to provide a rationale for public health actions in MS and disseminate the results to stakeholders for timely public health actions at EU and MS level
- Support strengthening of national surveillance systems

[Important legal notice](#) | European Centre for Disease Prevention and Control 2009

**Surveillance activities**

Evaluation and assessment of EU-wide surveillance networks

**EU wide surveillance networks**

- Enter-net
- EU-IBIS
- DIPNET
- DIVINE
- EARSS
- EISS
- ENIVD
- ESAC
- ESSTI
- EuroCJD
- EuroHIV
- EuroTB
- EUVACNET
- EWGLINet
- IPSE

Start

Vodafone 3G Broadband ...

Microsoft PowerPoint - [...]

Activities - Surveillan...

EMCDDA | Responses to ...

Search Desktop

22:43



# Conclusions

- Another source of health data
- Increasing availability and use of data through the web
- Important to read the documentation around interactive tables

